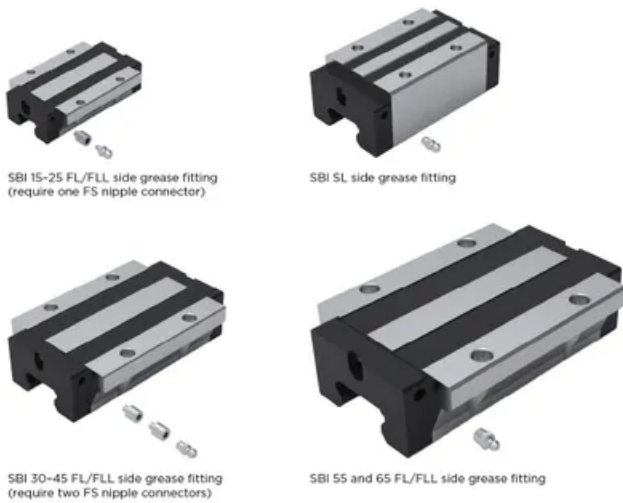


Side Mounted Grease Nipple

Compatible with Linear Rail SBI.

When using a side grease nipple with SBI FL or FLL, you also need to use one or two FS nipple connectors, depending on the SBI size. See table below for details.

Dimensions in mm.

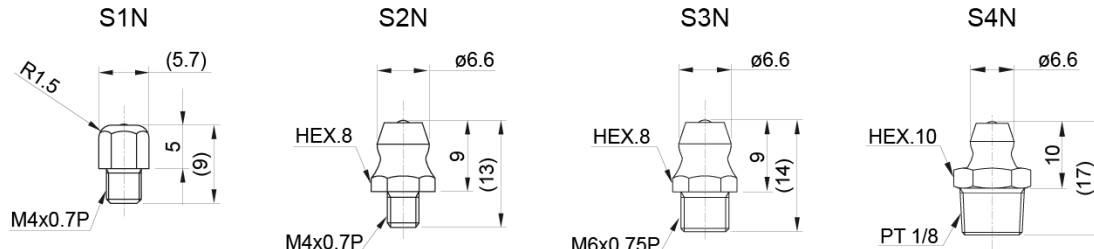


Port sizes for grease nipple

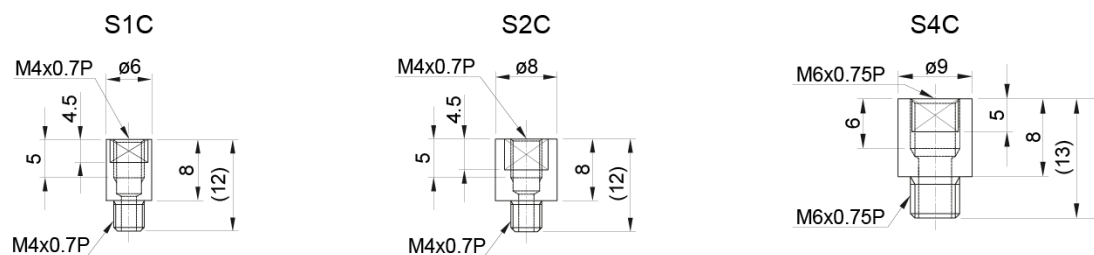
Type	Port size	
	Front	Side
SBI 15	M4	M4
SBI 20	M6	M4
SBI 25	M6	M4
SBI 30	M6	M6
SBI 35	M6	M6
SBI 45	PT 1/8	M6
SBI 55	PT 1/8	PT 1/8
SBI 65	PT 1/8	PT 1/8
SBI 20 FL/FLL	M6	M4
SBI 25 FL/FLL	M6	M4
SBI 30 FL/FLL	M6	M6
SBI 35 FL/FLL	M6	M6
SBI 45 FL/FLL	PT 1/8	M6

General Data

Side mounted grease nipple



FS nipple connector (for FL, FLL flange type only)



Designation	Compatible with	Remark	Thread
S1N	SBI15	-	M4x0.7P
S2N	SBI20, SBI25	-	M4x0.7P
S3N	SBI30, SBI35, SBI45	-	M6x0.75P
S4N	SBI55, SBI65	-	PT 1/8
S1C	SBI15FL/FLL	FS nipple connector for FL, FLL flange type only	M4x0.7P
S2C	SBI20FL/FLL, SBI25FL/FLL	FS nipple connector for FL, FLL flange type only	M4x0.7P
S4C	SBI30FL/FLL, SBI35FL/FLL, SBI45FL/FLL	FS nipple connector for FL, FLL flange type only. For size 30–45, two pieces of FS nipple connector are applied.	M6x0.75P