

K-Rail

The compensation rails are used for the load carrier of radial and axial forces. Tolerance compensation in two planes in combination with the U-rail. A combination of compensating rail and floating rail (K+U system) manages both parallel deviations and angular errors. The unique raceway contour of the K-rail allows the slider a certain rotation around its longitudinal axis, with the same linear precision as with a T-rail. The K-rail must be mounted in such way that the radial load of the slider is always supported by at least 2 rollers on the slider, which lie on the V-shaped raceway of the rail.



The rails are available in 2 different sizes: 43, 63 mm.

Longer single rails up to max. 4080 mm on request. For longer rail systems, see section "Joined rails" in Technical Information.

Dimensions in mm.

D1 Fixing holes for Torx® screws with low head (custom design) included in scope of supply.

D2 Fixing holes for countersunk head screws according to DIN 7991.

Material: Cf53. Zinc-plated according to ISO 2081. Rail raceways are induction hardened and ground.

Max. Acceleration (m/s²): 20 (depending on application)

Max. Operating Speed (m/s): 9 (depending on application)

Max. Radial Load Capacity (N): 15,000 (per slider)

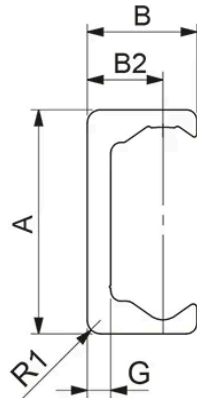
Temperature range (°C): -20 to +120

General Data

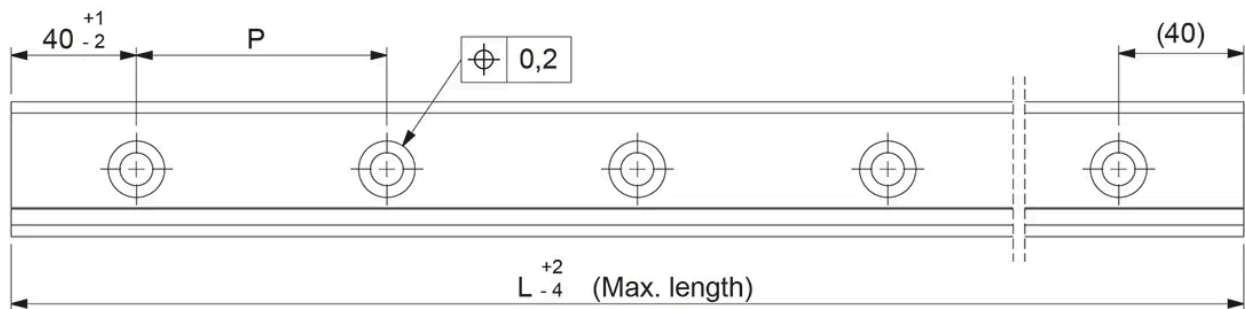
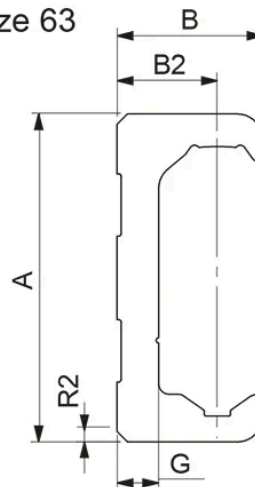
Designation	Size
KLC43	43
KLV43	43
KLC63	63
KLV63	63

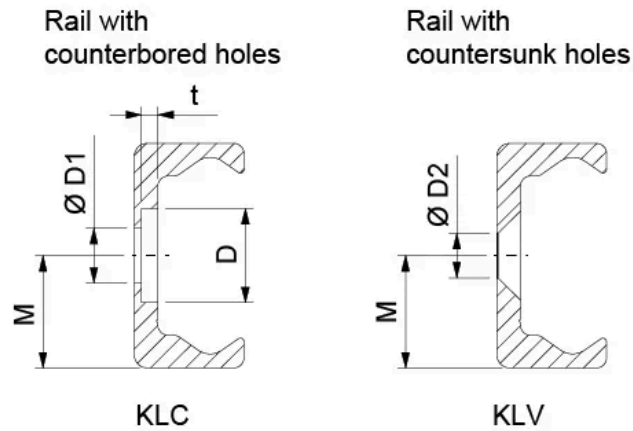
Dimensions

Size 43



Size 63





Designation	M	A	B	B2	R1	R2	L	D	D1
KLC43	21.5	43	21	14.5	2.5	-	4080	18	M8
KLV43	21.5	43	21	14.5	2.5	-	4080	18	M8
KLC63	31.5	63	28	19.25	-	2x45°	3600	15	M8
KLV63	31.5	63	28	19.25	-	2x45°	4080	15	M8

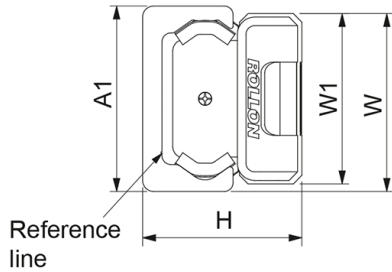
Designation	D2	t	G	P	Min. length
KLC43	M8	3.1	4.5	80	400
KLV43	M8	3.1	4.5	80	400
KLC63	M10	5.2	8	80	560
KLV63	M10	5.2	8	80	560

Load & Weight

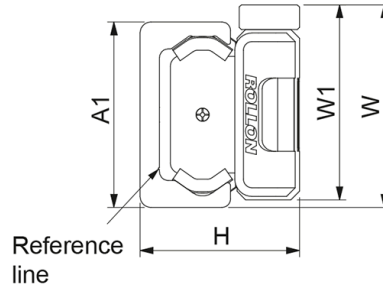
Designation	Weight Rail (kg/m)
KLC43	2.6
KLV43	2.6
KLC63	6.0
KLV63	6.0

Rail/Slider Combination

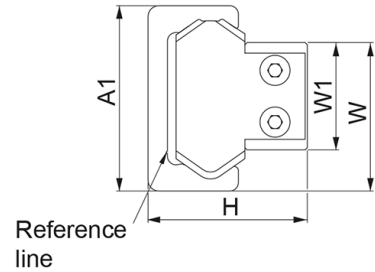
K-rail with NSA slider



K-rail with NSDA slider



K-rail with CSWK-slider



The K-rail enables the slider to twist around its longitudinal axis.

Designation	A1	H (Rail+NSW/NSA)	H (Rail+NSD/NSDA)	H (Rail+CSW/CSWK)	W1 (Rail+NSW/NSA)
KLC43	43 (+0.35/-0.10)	37 (±0.15)	37 (±0.15)	37 (±0.15)	39.5 (0/-0.2)
KLV43	43 (+0.35/-0.10)	37 (±0.15)	37 (±0.15)	37 (±0.15)	39.5 (0/-0.2)
KLC63	63 (+0.35/-0.10)	50.5 (±0.15)	n/a	49.8 (±0.15)	60 (0/-0.2)
KLV63	63 (+0.35/-0.10)	50.5 (±0.15)	n/a	49.8 (±0.15)	60 (0/-0.2)

Designation	W1 (Rail+NSD/NSDA)	W1 (Rail+CSW/CSWK)	W (Rail+NSW/NSA)	W (Rail+NSD/NSDA)	W (Rail+CSW/CSWK)
KLC43	39.5 (0/-0.2)	24.9 (0/-0.15)	41.25 (+0.2/-0.4)	41.25 (+0.2/-0.4)	34.3 (+0.10/-0.30)
KLV43	39.5 (0/-0.2)	24.9 (0/-0.15)	41.25 (+0.2/-0.4)	41.25 (+0.2/-0.4)	34.3 (+0.10/-0.30)
KLC63	n/a	39.5 (+0.15/0)	61.5 (+0.2/-0.4)	n/a	51.6 (+0.15/-0.30)
KLV63	n/a	39.5 (+0.15/0)	61.5 (+0.2/-0.4)	n/a	51.6 (+0.15/-0.30)