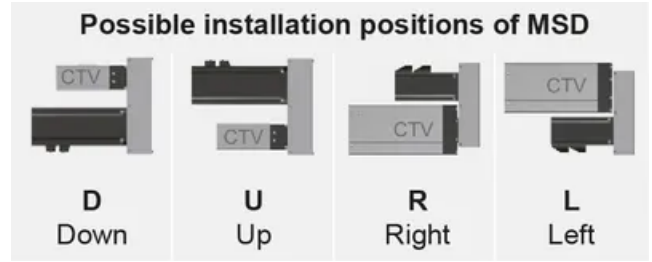
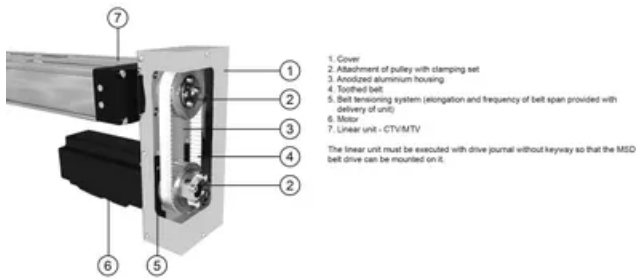


Motor Side Drive - MSD

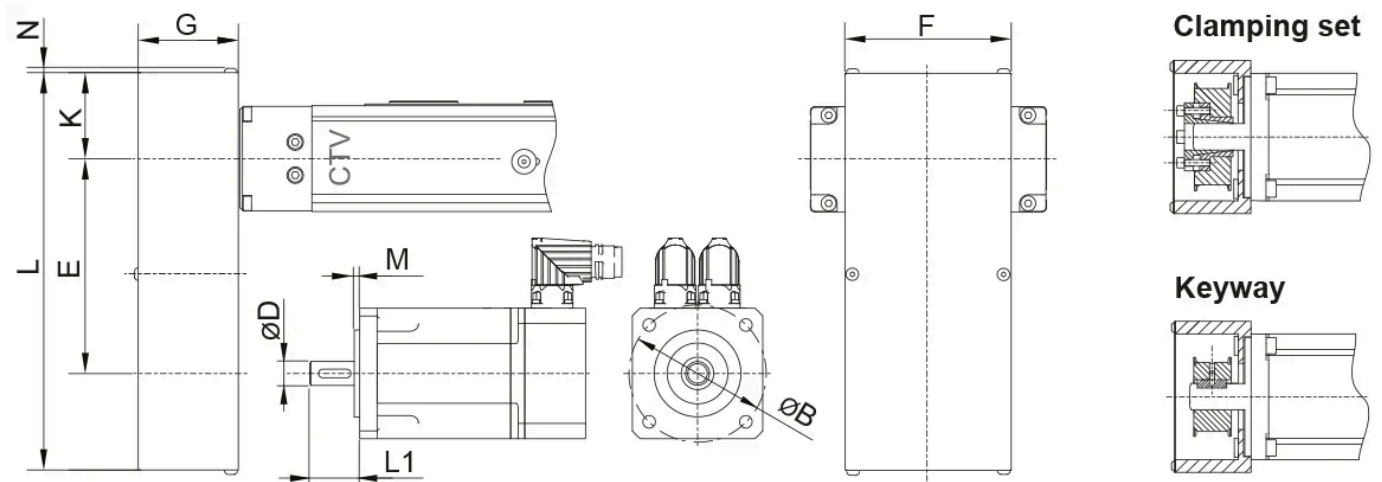
The linear unit must be executed with drive journal without keyway so that the MSD belt drive can be mounted on it.

Dimensions in mm.





General Data

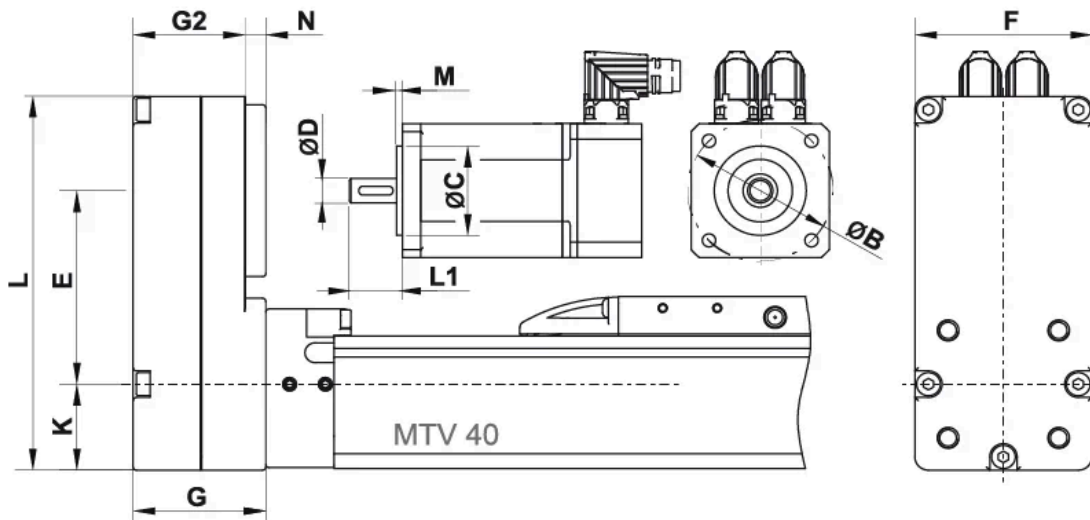


(Max. drive speed: 3000 1/min; No load torque: approx. 0,5 Nm)

* For a bigger value an additional adapter plate is used.

** This is the load which is linearly dependent on the max. drive torque and is generated by the correct pretension of the belt. This load needs to be reduced in accordance with the capabilities of the motor.

MTV 40



Designation	Max. Drive Torque (Linear Unit) (Nm)	Max. Radial Load on Shaft (N)	Mass Moment of Inertia (10 ⁻⁸ kg m ²)	Mass (kg)	ØB max.
MSD-MTV 40-T1-1	1.3	60	4.6	0.5	60
MSD-MTV 40-T1-1,5	1.3	60	5.4	0.5	60
MSD-MTV 40-T2-1	3	80	45	0.8	80
MSD-MTV 40-T2-1,5	3	80	31	0.7	80

Designation	Max. Drive Torque (Linear Unit) (Nm)	Max. Radial Load on Shaft (N)	Mass Moment of Inertia (10 ⁻⁶ kg m ²)	Mass (kg)	ØB max.
MSD-CTV 90-T1-1	2.7	90	75	0.8	70
MSD-CTV 90-T1-1,5	2.7	90	45	0.7	70
MSD-CTV 110-T1-1	5	175	70	0.8	70
MSD-CTV 110-T1-1,5	5	175	45	0.8	70
MSD-MTV 65-T1-1	5	175	70	0.8	70
MSD-MTV 65-T1-1,5	5	175	45	0.8	70
MSD-CTV 110-T2-1	9	245	210	1.5	100
MSD-CTV 110-T2-1,5	11	235	330	1.5	100
MSD-MTV 65-T2-1	9	245	210	1.5	100
MSD-MTV 65-T2-1,5	11	235	330	1.5	100
MSD-CTV 145-T1-1	13	350	210	1.5	100
MSD-CTV 145-T1-1,5	19	410	330	1.6	100
MSD-MTV 80-T1-1	13	350	210	1.5	100
MSD-MTV 80-T1-1,5	19	410	330	1.6	100
MSD-CTV 145-T2-1	19	410	550	3.0	130
MSD-CTV 145-T2-2	24	375	860	2.9	130
MSD-MTV 80-T2-1	19	410	550	3.0	130
MSD-MTV 80-T2-2	24	375	860	2.9	130
MSD-CTV 200-T1-1	25	500	640	3.8	130
MSD-CTV 200-T1-2	25	400	960	3.6	130
MSD-MTV 110-T1-1	25	500	640	3.8	130
MSD-MTV 110-T1-2	25	400	960	3.6	130

Designation	ØC max.	M max.	Motor size limits -L1 -min. keyway	Motor size limits -L1- max.	ØD Max. Clamping set	ØD Max. Keyway
MSD-MTV 40-T1-1	36	4	20	32	8	12
MSD-MTV 40-T1-1,5	36	4	20	32	8	-
MSD-MTV 40-T2-1	52	4	25	39	19	-
MSD-MTV 40-T2-1,5	52	4	25	39	10	14
MSD-CTV 90-T1-1	-	4	25	39	19	-
MSD-CTV 90-T1-1,5	-	4	25	39	10	14
MSD-CTV 110-T1-1	-	4	25	39	19	-
MSD-CTV 110-T1-1,5	-	4	25	39	10	14
MSD-MTV 65-T1-1	-	4	25	39	19	-
MSD-MTV 65-T1-1,5	-	4	25	39	10	14
MSD-CTV 110-T2-1	-	4	30	49	22	-
MSD-CTV 110-T2-1,5	-	4	30	49	19	28
MSD-MTV 65-T2-1	-	4	30	49	22	-
MSD-MTV 65-T2-1,5	-	4	30	49	19	28
MSD-CTV 145-T1-1	-	4	30	49	22	-
MSD-CTV 145-T1-1,5	-	4	30	49	19	28
MSD-MTV 80-T1-1	-	4	30	49	22	-
MSD-MTV 80-T1-1,5	-	4	30	49	19	28
MSD-CTV 145-T2-1	-	4	35	59	35	-
MSD-CTV 145-T2-2	-	4	35	59	19	28

Designation	ØC max.	M max.	Motor size limits - L1 -min. keyway	Motor size limits -L1- max.	ØD Max. Clamping set	ØD Max. Keyway
MSD-MTV 80-T2-1	–	4	35	59	35	–
MSD-MTV 80-T2-2	–	4	35	59	19	28
MSD-CTV 200-T1-1	–	4	35	59	35	–
MSD-CTV 200-T1-2	–	4	35	59	19	28
MSD-MTV 110-T1-1	–	4	35	59	35	–
MSD-MTV 110-T1-2	–	4	35	59	19	28

Designation	E	F	G	G2	K	L
MSD-MTV 40-T1-1	58.5	52	39	33	26	113
MSD-MTV 40-T1-1,5	59	52	39	33	26	113
MSD-MTV 40-T2-1	65	68	42	36	31	135
MSD-MTV 40-T2-1,5	64.5	68	42	36	31	135
MSD-CTV 90-T1-1	100	70	41	–	31	179
MSD-CTV 90-T1-1,5	102	70	41	–	31	179
MSD-CTV 110-T1-1	100	70	41	–	31	179
MSD-CTV 110-T1-1,5	112	70	41	–	31	190
MSD-MTV 65-T1-1	100	70	41	–	31	179
MSD-MTV 65-T1-1,5	112	70	41	–	31	190
MSD-CTV 110-T2-1	145	90	51	–	43	250
MSD-CTV 110-T2-1,5	139	90	51	–	43	250
MSD-MTV 65-T2-1	145	90	51	–	43	250
MSD-MTV 65-T2-1,5	139	90	51	–	43	250
MSD-CTV 145-T1-1	145	90	51	–	43	250
MSD-CTV 145-T1-1,5	180	90	51	–	43	282
MSD-MTV 80-T1-1	145	90	51	–	43	250
MSD-MTV 80-T1-1,5	180	90	51	–	43	282
MSD-CTV 145-T2-1	160	120	61	–	56	297
MSD-CTV 145-T2-2	158	120	61	–	56	297
MSD-MTV 80-T2-1	160	120	61	–	56	297
MSD-MTV 80-T2-2	158	120	61	–	56	297
MSD-CTV 200-T1-1	268	120	61	–	56	403
MSD-CTV 200-T1-2	267	120	61	–	56	403
MSD-MTV 110-T1-1	268	120	61	–	56	403
MSD-MTV 110-T1-2	267	120	61	–	56	403

Designation	N
MSD-MTV 40-T1-1	6
MSD-MTV 40-T1-1,5	6
MSD-MTV 40-T2-1	8
MSD-MTV 40-T2-1,5	8
MSD-CTV 90-T1-1	2
MSD-CTV 90-T1-1,5	2
MSD-CTV 110-T1-1	2
MSD-CTV 110-T1-1,5	2
MSD-MTV 65-T1-1	2

Designation	N
MSD-MTV 65-T1-1,5	2
MSD-CTV 110-T2-1	2
MSD-CTV 110-T2-1,5	2
MSD-MTV 65-T2-1	2
MSD-MTV 65-T2-1,5	2
MSD-CTV 145-T1-1	2
MSD-CTV 145-T1-1,5	2
MSD-MTV 80-T1-1	2
MSD-MTV 80-T1-1,5	2
MSD-CTV 145-T2-1	2.5
MSD-CTV 145-T2-2	2.5
MSD-MTV 80-T2-1	2.5
MSD-MTV 80-T2-2	2.5
MSD-CTV 200-T1-1	2.5
MSD-CTV 200-T1-2	2.5
MSD-MTV 110-T1-1	2.5
MSD-MTV 110-T1-2	2.5