

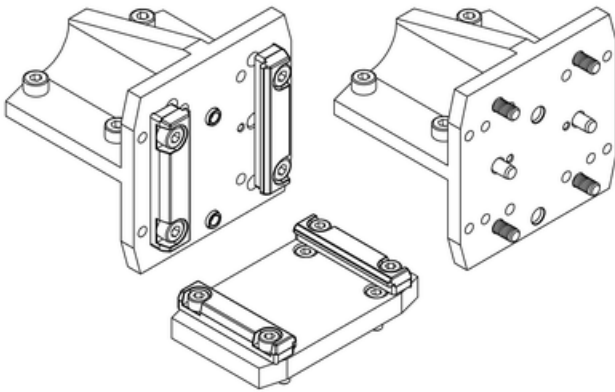
Connection plates

Mini linear units MGBS and MGTB can be mounted to one another using the standard connection plates CP. The standard connection plates support mounting with clamps (profile to carriage) or with screws (carriage to carriage). Mounting of the mini electric cylinders MCE or the mini electric sliders MSCE is also possible.

Components needed for mounting (i.e.: screws, clamping fixtures, centering rings) are included.

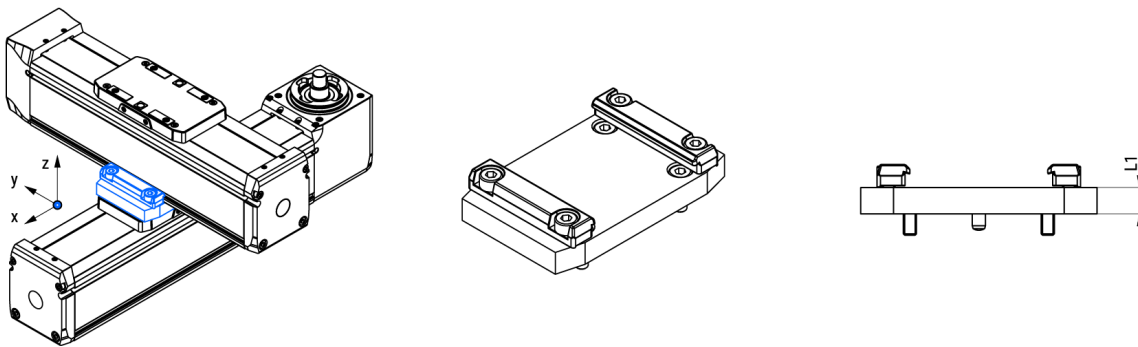
Dimensions in mm.



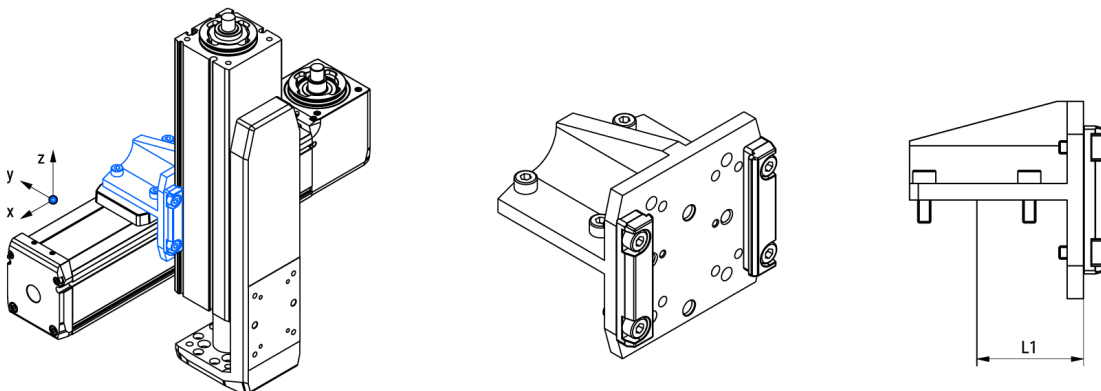


General Data

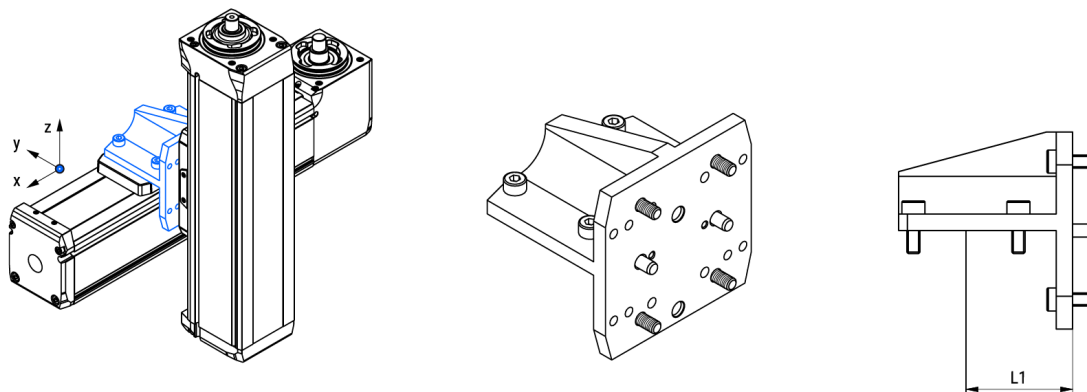
Connection plates for the XY combinations (carriage-profile mounting)



Connection plates for the XZ combinations (carriage-profile mounting)



Connection plates for the XZ combinations (carriage-carriage mounting)



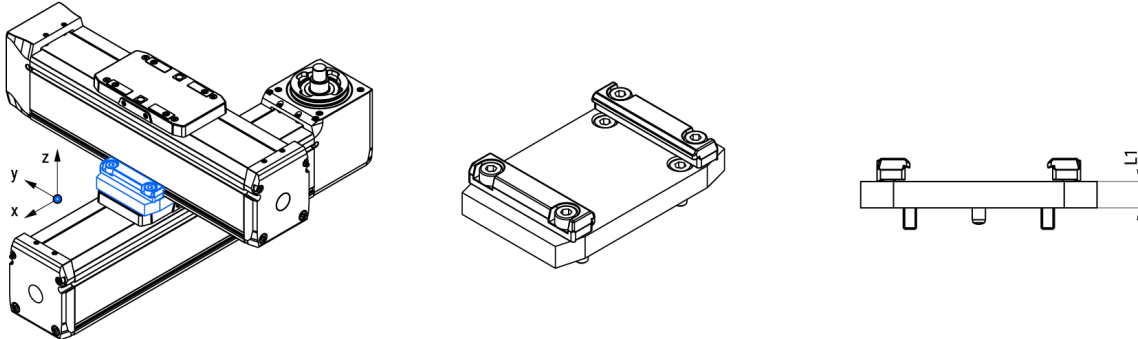
Designation	Compatible with	Mass (kg)	Mounting	X-Axis	Y-Axis
CP MG32 XY MG32 KPL - 110994	MGBS/MGTB 32	0.057	Carriage-profile	MGBS/MGTB 32	MGBS/MGTB 32
CP MG45 XY MG45 KPL - 111005	MGBS/MGTB 45	0.115	Carriage-profile	MGBS/MGTB 45	MGBS/MGTB 45
CP MG60 XY MG32 KPL - 112563	MGBS/MGTB 32, 60	0.165	Carriage-profile	MGBS/MGTB 60	MGBS/MGTB 32
CP MG60 XY MG60 KPL - 112562	MGBS/MGTB 60	0.191	Carriage-profile	MGBS/MGTB 60	MGBS/MGTB 60
CP MG32 XZ MG32 KPL - 111001	MGBS/MGTB 32	0.095	Carriage-profile	MGBS/MGTB 32	-
CP MG45 XZ MG32 KPL - 111006	MGBS/MGTB 32, 45	0.161	Carriage-profile	MGBS/MGTB 45	-
CP MG45 XZ MG45 KPL - 111008	MGBS/MGTB 45	0.161	Carriage-profile	MGBS/MGTB 45	-
CP MG60 XZ MG32 KPL - 112569	MGBS/MGTB 32, 60	0.320	Carriage-profile	MGBS/MGTB 60	-
CP MG60 XZ MG45 KPL - 112568	MGBS/MGTB 45, 60	0.320	Carriage-profile	MGBS/MGTB 60	-
CP MG60 XZ MG60 KPL - 112567	MGBS/MGTB 60	0.346	Carriage-profile	MGBS/MGTB 60	-
CP MG32 XZ MSCE25 KPL - 111003	MGBS/MGTB 32, MCE/MSCE 25	0.095	Carriage-profile	MGBS/MGTB 32	-
CP MG32 XZ MSCE32 KPL - 111004	MGBS/MGTB 32, MCE/MSCE 32	0.095	Carriage-profile	MGBS/MGTB 32	-
CP MG45 XZ MSCE32 KPL - 111010	MGBS/MGTB 32, MCE/MSCE 32	0.162	Carriage-profile	MGBS/MGTB 45	-
CP MG45 XZ MSCE45 KPL - 111011	MGBS/MGTB 32, MCE/MSCE 45	0.162	Carriage-profile	MGBS/MGTB 45	-
CP MG60 XZ MSCE32 KPL - 112570	MGBS/MGTB 32, MCE/MSCE 32	0.320	Carriage-profile	MGBS/MGTB 60	-
CP MG60 XZ MSCE45 KPL - 112571	MGBS/MGTB 32, MCE/MSCE 45	0.321	Carriage-profile	MGBS/MGTB 60	-
CP MG32 XZ MG32Z KPL - 111002	MGBS/MGTB 32	0.071	Carriage-carriage	MGBS/MGTB 32	-
CP MG45 XZ MG32Z KPL - 111007	MGBS/MGTB 32, 45	0.126	Carriage-carriage	MGBS/MGTB 45	-
CP MG45 XZ MG45Z KPL - 111009	MGBS/MGTB 45	0.131	Carriage-carriage	MGBS/MGTB 45	-
CP MG60 XZ MG32Z KPL - 112566	MGBS/MGTB 32, 60	0.285	Carriage-carriage	MGBS/MGTB 60	-

Designation	Compatible with	Mass (kg)	Mounting	X-Axis	Y-Axis
CP MG60 XZ MG45Z KPL - 112565	MGBS/MGTB 45, 60	0.291	Carriage-carriage	MGBS/MGTB 60	-
CP MG60 XZ MG60Z KPL - 112564	MGBS/MGTB 60	0.297	Carriage-carriage	MGBS/MGTB 60	-

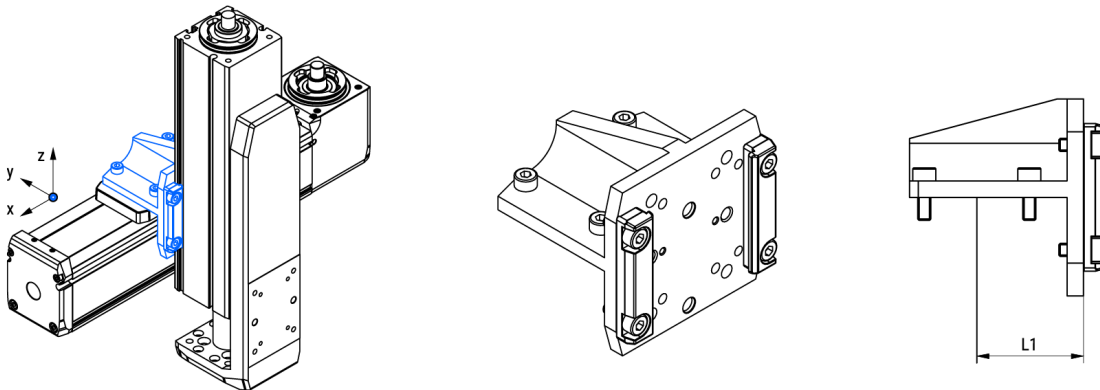
Designation	Z-Axis
CP MG32 XY MG32 KPL - 110994	-
CP MG45 XY MG45 KPL - 111005	-
CP MG60 XY MG32 KPL - 112563	-
CP MG60 XY MG60 KPL - 112562	-
CP MG32 XZ MG32 KPL - 111001	MGBS/MGTB 32
CP MG45 XZ MG32 KPL - 111006	MGBS/MGTB 32
CP MG45 XZ MG45 KPL - 111008	MGBS/MGTB 45
CP MG60 XZ MG32 KPL - 112569	MGBS/MGTB 32
CP MG60 XZ MG45 KPL - 112568	MGBS/MGTB 45
CP MG60 XZ MG60 KPL - 112567	MGBS/MGTB 60
CP MG32 XZ MSCE25 KPL - 111003	MCE/MSCE 25
CP MG32 XZ MSCE32 KPL - 111004	MCE/MSCE 32
CP MG45 XZ MSCE32 KPL - 111010	MCE/MSCE 32
CP MG45 XZ MSCE45 KPL - 111011	MCE/MSCE 45
CP MG60 XZ MSCE32 KPL - 112570	MCE/MSCE 32
CP MG60 XZ MSCE45 KPL - 112571	MCE/MSCE 45
CP MG32 XZ MG32Z KPL - 111002	MGBS/MGTB 32
CP MG45 XZ MG32Z KPL - 111007	MGBS/MGTB 32
CP MG45 XZ MG45Z KPL - 111009	MGBS/MGTB 45
CP MG60 XZ MG32Z KPL - 112566	MGBS/MGTB 32
CP MG60 XZ MG45Z KPL - 112565	MGBS/MGTB 45
CP MG60 XZ MG60Z KPL - 112564	MGBS/MGTB 60

Dimensions

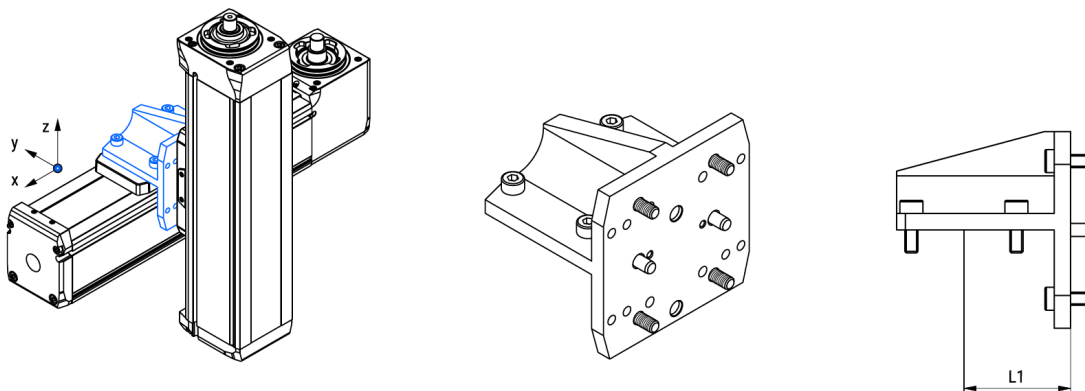
Connection plates for the XY combinations (carriage-profile mounting)



Connection plates for the XZ combinations (carriage-profile mounting)



Connection plates for the XZ combinations (carriage-carriage mounting)



Designation	L1
CP MG32 XY MG32 KPL - 110994	8.0
CP MG45 XY MG45 KPL - 111005	8.0
CP MG60 XY MG32 KPL - 112563	8.0
CP MG60 XY MG60 KPL - 112562	8.0

Designation	L1
CP MG32 XZ MG32 KPL - 111001	26
CP MG45 XZ MG32 KPL - 111006	32
CP MG45 XZ MG45 KPL - 111008	32
CP MG60 XZ MG32 KPL - 112569	45
CP MG60 XZ MG45 KPL - 112568	45
CP MG60 XZ MG60 KPL - 112567	45
CP MG32 XZ MSCE25 KPL - 111003	26
CP MG32 XZ MSCE32 KPL - 111004	26
CP MG45 XZ MSCE32 KPL - 111010	32
CP MG45 XZ MSCE45 KPL - 111011	32
CP MG60 XZ MSCE32 KPL - 112570	45
CP MG60 XZ MSCE45 KPL - 112571	45
CP MG32 XZ MG32Z KPL - 111002	26
CP MG45 XZ MG32Z KPL - 111007	32
CP MG45 XZ MG45Z KPL - 111009	32
CP MG60 XZ MG32Z KPL - 112566	45
CP MG60 XZ MG45Z KPL - 112565	45
CP MG60 XZ MG60Z KPL - 112564	45