

## Magnetic field sensors

Magnetic field sensors can be mounted using the slot for the magnetic field sensor, placed on both sides of the MGBS / MGTB profile.

Dimensions in mm.

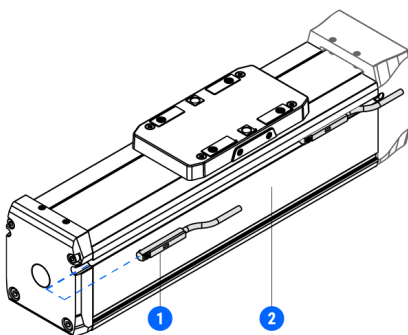
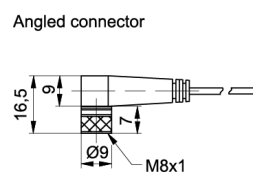
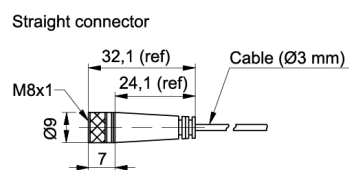
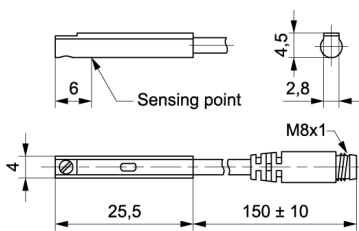
**Function principle:** Magnetic  
**Switching function:** NC normally close ; NO normally open  
**Wiring method:** 3-wire type  
**Sensor Type:** PNP current sourcing  
**Operating Voltage (V DC):** 5 ~ 30  
**Max. Switching Current (mA):** 200  
**Contact rating:** 6 W max.  
**Voltage drop:** 0,5 V @ 200 mA max.  
**Current consumption:** 6 mA @ 24 V DC max.  
**Max. Leakage Current (mA):** 0,01  
**Operating Frequency (Hz):** 1000 max.  
**Ambient Temperature (°C):** -10 ~ +70  
**Shock/vibration:** 50 G / 9 G  
**Protection Class:** IP67  
**LED indicator:** Green  
**Electrical connection:** M8, 3-pin  
**Extension cable:** Energy chain compliant  
**Cable (Diameter, Material, Length):**  $\varnothing$ 2,8 mm, PUR, 150 mm





## General Data

### Magnetic field sensor and extension cable



1. Magnetic field sensor
2. Profile of the MGBS/MGTB

Designation	Type	Compatible with	Length (m)
<b>SMO 40 TP K NC - 109125</b>	-	MGBS/MGTB	-
<b>SMO 40 TP K NO - 12259</b>	-	MGBS/MGTB	-
<b>Extension cable - 8146</b>	Straight connector extension cable	SMO 40 TP K NC/SMO 40 TP K NO	2
<b>Extension cable - 8147</b>	Straight connector extension cable	SMO 40 TP K NC/SMO 40 TP K NO	5
<b>Extension cable - 9017</b>	Angled connector extension cable	SMO 40 TP K NC/SMO 40 TP K NO	2
<b>Extension cable - 9019</b>	Angled connector extension cable	SMO 40 TP K NC/SMO 40 TP K NO	5