

DBN28

Full extension consisting of two guide rails, both fixed and movable, and two sliders which together form the intermediate element. The size is similar to the DE series and offers good protection from dirt of the open ballcage.

Special strokes are defined as deviations from standard stroke H. See section "Special strokes" in the document Technical Information for Telescopic Rail Heavy.

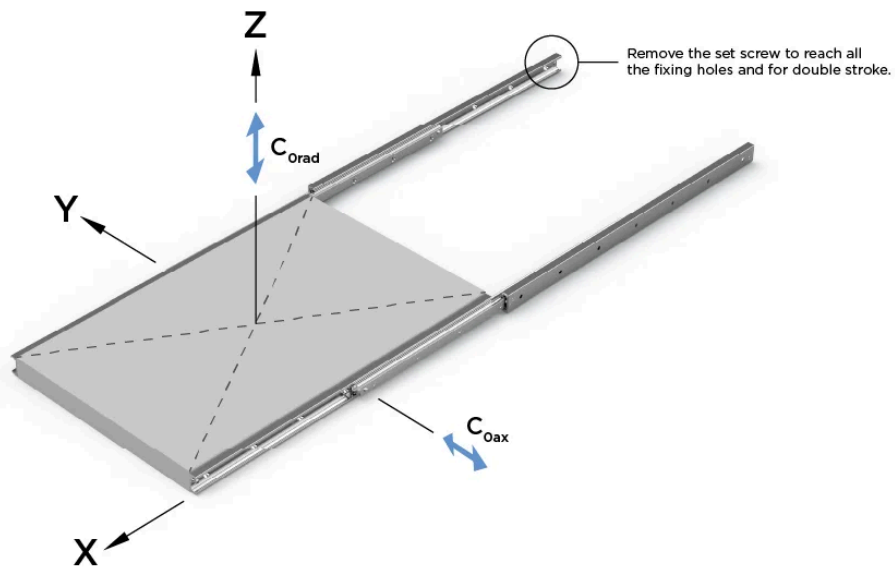
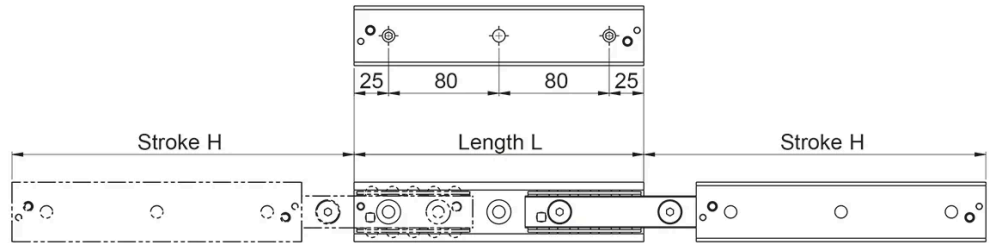
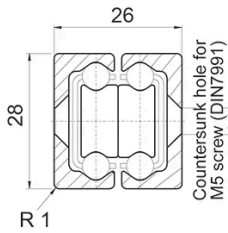
System Load Capacity Radial and System Load Capacity Axial values refers to a pair of rails. Dimensions in mm.

See Technical Information for further details, operating conditions and installation instructions.



General Data

DBN28



Designation	Length	Stroke	Weight (kg/m)	System Load Capacity Radial (N)	System Load Capacity Axial (N)
DBN28-130	130	148	4.04	470	328
DBN28-210	210	232	4.04	864	604
DBN28-290	290	296	4.04	1244	1074
DBN28-370	370	380	4.04	964	964
DBN28-450	450	464	4.04	786	786
DBN28-530	530	548	4.04	664	664
DBN28-610	610	633	4.04	572	572
DBN28-690	690	717	4.04	504	504
DBN28-770	770	801	4.04	452	452
DBN28-850	850	866	4.04	426	426
DBN28-930	930	950	4.04	388	388
DBN28-1010	1010	1034	4.04	356	356
DBN28-1090	1090	1118	4.04	328	328
DBN28-1170	1170	1202	4.04	304	304

Designation	Number of Fixing Holes
DBN28-130	2
DBN28-210	3
DBN28-290	4
DBN28-370	5

Designation	Number of Fixing Holes
DBN28-450	6
DBN28-530	7
DBN28-610	8
DBN28-690	9
DBN28-770	10
DBN28-850	11
DBN28-930	12
DBN28-1010	13
DBN28-1090	14
DBN28-1170	15