

Hinge System with Adjustable Friction

For surface elements and aluminium profiles; catch holds doors and flaps at any angle.

Infinitely adjustable at 0–5 Nm torque; can also be used to lift lightweight flaps.

Material: Wing = Plastic (PA), fibreglass reinforced; Pin = Stainless steel

On-site mount

Slot 6 mount: 4× M6 × 12 cheese head screw (DIN6912)

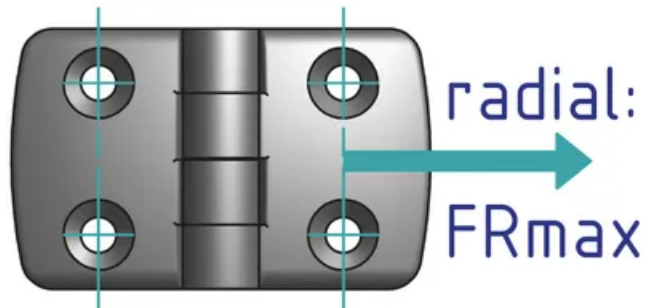
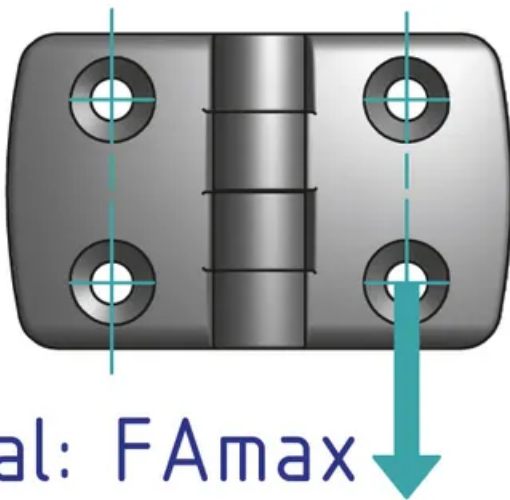
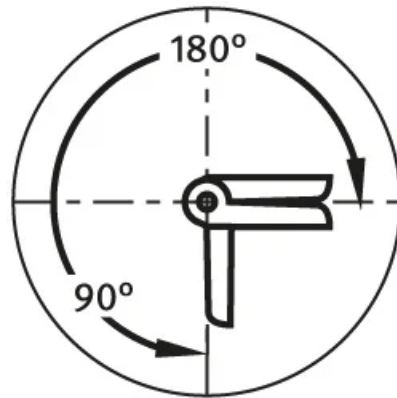
4× slot nut-

Colour: Black

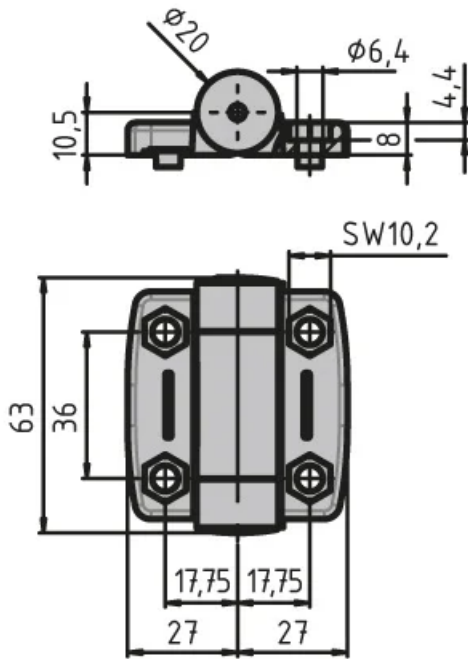
System: 30 - Slot 6

Type: Hinges





General Data



System hinge 30

Designation	Description	System	F _{Amax} (N)	F _{Rmax} (N)	Friction Torque (Nm)
PZ5291	Hinge system 30 with adjustable friction	30 - Slot 6	325	400	0-5