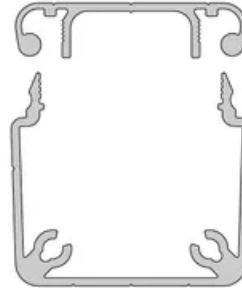
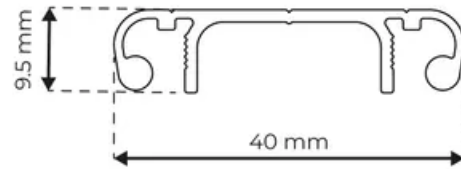
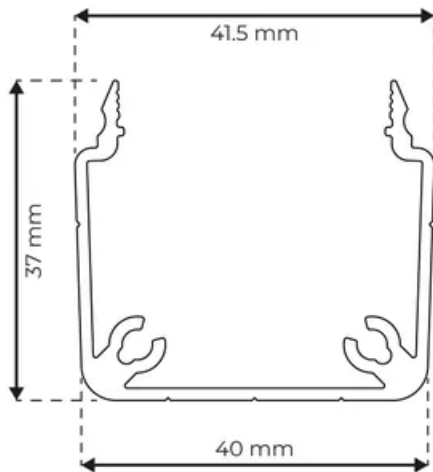


## Wiring Duct 40 x 40

Please note that duct and cover must be ordered separately.

**System:** 40 - Slot 8  
**Length (mm):** 6000





## General Data

Designation	Description	Ix (cm <sup>4</sup> )	Iy (cm <sup>4</sup> )	Wx (cm <sup>3</sup> )	Wy (cm <sup>3</sup> )
RP5010	Wiring Duct 40x40	3.13	5.93	1.24	2.97
RP5040	Wiring Duct Cover 40	0.08	2.01	0.12	1.01

Designation	A (cm <sup>2</sup> )	Mass (kg/m)
RP5010	2.28	0.62
RP5040	1.17	0.32