

## SN 22

Variants below are standard configurations. Other configurations and customer-specific adaptations are available upon request. Please contact us for more information.

Fixing holes (V) for countersunk head screws according to DIN 7991.

Easyslide is available in three different versions:

### Version 1 - SINGLE SLIDER

This linear bearing consists of a guide rail and a slider that runs within the ball cage in the guide rail. High load capacities, compact cross-sections and simple and easy mounting characterize the complete series.

Below we list only the standard lengths and strokes of Version 1. Special strokes and lengths on request.

### Version 2 - MULTIPLE INDEPENDENT SLIDERS

Variant with several sliders, which each runs in its own ball cage, independent of each other in the guide rail. Can be configured and used in an almost infinite variety of ways. The most common is to make a symmetrical configuration. Contact Rollco for further advice.

### Version 3 - MULTIPLE SYNCHRONIZED SLIDERS


Several sliders run in a common ball cage within the guide rails. The division of the inner slider in two parts have a positive influence on load capacity and running behavior under high  $M_z$  and  $M_y$  loads.

Contact Rollco for detailed advice and calculations.

Dimensions in mm.

**Weight:** Rail 0.7 kg/m, slider 1 kg/m





Version 1 - SINGLE SLIDER

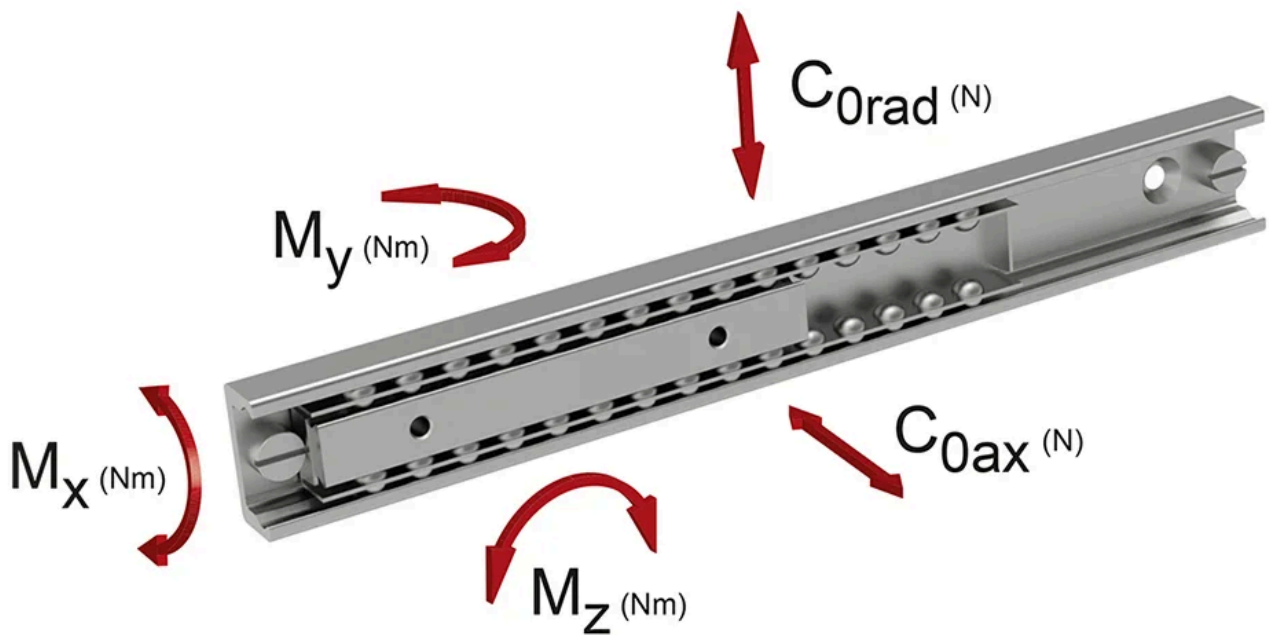


Version 2 - MULTIPLE INDEPENDENT SLIDERS



Version 3 - MULTIPLE SYNCHRONIZED SLIDERS

**General Data**

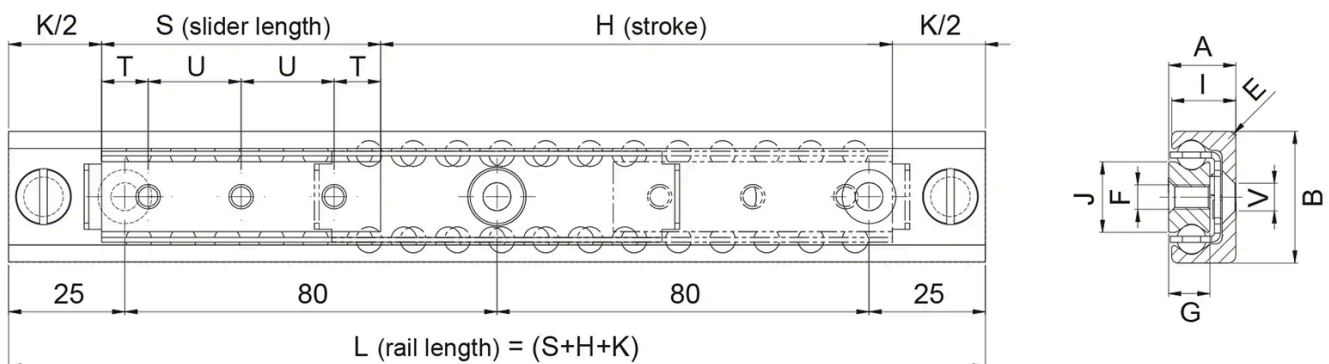


Designation	System Load Capacity Radial (N)	System Load Capacity Axial (N)	Permissible Moment Mx (Nm)	Permissible Moment My (Nm)	Permissible Moment Mz (Nm)
SN22-40-60-130	1320	924	4.4	6	9
SN22-40-140-210	1320	924	4.4	6	9
SN22-40-220-290	1320	924	4.4	6	9
SN22-60-40-130	1980	1386	6.7	14	20
SN22-60-120-210	1980	1386	6.7	14	20
SN22-60-200-290	1980	1386	6.7	14	20
SN22-60-280-370	1980	1386	6.7	14	20
SN22-60-360-450	1980	1386	6.7	14	20
SN22-80-100-210	2640	1848	8.9	25	35
SN22-80-180-290	2640	1848	8.9	25	35
SN22-80-260-370	2640	1848	8.9	25	35
SN22-80-340-450	2640	1848	8.9	25	35
SN22-80-420-530	2640	1848	8.9	25	35
SN22-80-500-610	2640	1848	8.9	25	35
SN22-130-130-290	4290	3003	14.4	65	93
SN22-130-210-370	4290	3003	14.4	65	93

Designation	System Load Capacity Radial (N)	System Load Capacity Axial (N)	Permissible Moment Mx (Nm)	Permissible Moment My (Nm)	Permissible Moment Mz (Nm)
SN22-130-290-450	4290	3003	14.4	65	93
SN22-130-370-530	4290	3003	14.4	65	93
SN22-130-450-610	4290	3003	14.4	65	93
SN22-130-530-690	4290	3003	14.4	65	93
SN22-130-610-770	4290	3003	14.4	65	93
SN22-130-690-850	4290	3003	14.4	65	93
SN22-130-770-930	4290	3003	14.4	65	93
SN22-130-850-1010	4290	3003	14.4	65	93
SN22-210-210-450	6930	4851	23.3	170	243
SN22-210-290-530	6930	4851	23.3	170	243
SN22-210-370-610	6930	4851	23.3	170	243
SN22-210-450-690	6930	4851	23.3	170	243
SN22-210-530-770	6930	4851	23.3	170	243
SN22-210-610-850	6930	4851	23.3	170	243
SN22-210-690-930	6930	4851	23.3	170	243
SN22-210-770-1010	6930	4851	23.3	170	243
SN22-210-930-1170	6930	4851	23.3	170	243
SN22-290-290-610	9570	6699	32.2	324	463
SN22-290-370-690	9570	6699	32.2	324	463
SN22-290-450-770	9570	6699	32.2	324	463
SN22-290-530-850	9570	6699	32.2	324	463
SN22-290-610-930	9570	6699	32.2	324	463
SN22-290-690-1010	9570	6699	32.2	324	463
SN22-290-850-1170	9570	6699	32.2	324	463
SN22-V2	Depends on config.	N/A	N/A	N/A	N/A
SN22-V3	Depends on config.	N/A	N/A	N/A	N/A

## Dimensions

### Version 1, with single slider



To ensure that all fixing holes of the rail are accessible, S must be  $< L/2 - K$ .  
 To ensure proper smooth movement it is necessary that  $H \leq 7S$ .

Designation	L	H	A	B	S	Number of Fixing Holes	V	E	F
SN22-40-60-130	130	60	11	22	40	2	M4	3	M4

Designation	L	H	A	B	S	Number of Fixing Holes	V	E	F
SN22-40-140-210	210	140	11	22	40	2	M4	3	M4
SN22-40-220-290	290	220	11	22	40	2	M4	3	M4
SN22-60-40-130	130	40	11	22	60	3	M4	3	M4
SN22-60-120-210	210	120	11	22	60	3	M4	3	M4
SN22-60-200-290	290	200	11	22	60	3	M4	3	M4
SN22-60-280-370	370	280	11	22	60	3	M4	3	M4
SN22-60-360-450	450	360	11	22	60	3	M4	3	M4
SN22-80-100-210	210	100	11	22	80	4	M4	3	M4
SN22-80-180-290	290	180	11	22	80	4	M4	3	M4
SN22-80-260-370	370	260	11	22	80	4	M4	3	M4
SN22-80-340-450	450	340	11	22	80	4	M4	3	M4
SN22-80-420-530	530	420	11	22	80	4	M4	3	M4
SN22-80-500-610	610	500	11	22	80	4	M4	3	M4
SN22-130-130-290	290	130	11	22	130	2	M4	3	M4
SN22-130-210-370	370	210	11	22	130	2	M4	3	M4
SN22-130-290-450	450	290	11	22	130	2	M4	3	M4
SN22-130-370-530	530	370	11	22	130	2	M4	3	M4
SN22-130-450-610	610	450	11	22	130	2	M4	3	M4
SN22-130-530-690	690	530	11	22	130	2	M4	3	M4
SN22-130-610-770	770	610	11	22	130	2	M4	3	M4
SN22-130-690-850	850	690	11	22	130	2	M4	3	M4
SN22-130-770-930	930	770	11	22	130	2	M4	3	M4
SN22-130-850-1010	1010	850	11	22	130	2	M4	3	M4
SN22-210-210-450	450	210	11	22	210	3	M4	3	M4
SN22-210-290-530	530	290	11	22	210	3	M4	3	M4
SN22-210-370-610	610	370	11	22	210	3	M4	3	M4
SN22-210-450-690	690	450	11	22	210	3	M4	3	M4
SN22-210-530-770	770	530	11	22	210	3	M4	3	M4
SN22-210-610-850	850	610	11	22	210	3	M4	3	M4
SN22-210-690-930	930	690	11	22	210	3	M4	3	M4
SN22-210-770-1010	1010	770	11	22	210	3	M4	3	M4
SN22-210-930-1170	1170	930	11	22	210	3	M4	3	M4
SN22-290-290-610	610	290	11	22	290	4	M4	3	M4
SN22-290-370-690	690	370	11	22	290	4	M4	3	M4
SN22-290-450-770	770	450	11	22	290	4	M4	3	M4
SN22-290-530-850	850	530	11	22	290	4	M4	3	M4
SN22-290-610-930	930	610	11	22	290	4	M4	3	M4
SN22-290-690-1010	1010	690	11	22	290	4	M4	3	M4
SN22-290-850-1170	1170	850	11	22	290	4	M4	3	M4
SN22-V2	Depends on config.	N/A	11	22	N/A	N/A	M4	3	M4
SN22-V3	Depends on config.	N/A	11	22	N/A	N/A	M4	3	M4

Designation	G	I	J	K	T	U
SN22-40-60-130	6.5	10.25	11.3	30	10	20
SN22-40-140-210	6.5	10.25	11.3	30	10	20

Designation	G	I	J	K	T	U
SN22-40-220-290	6.5	10.25	11.3	30	10	20
SN22-60-40-130	6.5	10.25	11.3	30	10	20
SN22-60-120-210	6.5	10.25	11.3	30	10	20
SN22-60-200-290	6.5	10.25	11.3	30	10	20
SN22-60-280-370	6.5	10.25	11.3	30	10	20
SN22-60-360-450	6.5	10.25	11.3	30	10	20
SN22-80-100-210	6.5	10.25	11.3	30	10	20
SN22-80-180-290	6.5	10.25	11.3	30	10	20
SN22-80-260-370	6.5	10.25	11.3	30	10	20
SN22-80-340-450	6.5	10.25	11.3	30	10	20
SN22-80-420-530	6.5	10.25	11.3	30	10	20
SN22-80-500-610	6.5	10.25	11.3	30	10	20
SN22-130-130-290	6.5	10.25	11.3	30	25	80
SN22-130-210-370	6.5	10.25	11.3	30	25	80
SN22-130-290-450	6.5	10.25	11.3	30	25	80
SN22-130-370-530	6.5	10.25	11.3	30	25	80
SN22-130-450-610	6.5	10.25	11.3	30	25	80
SN22-130-530-690	6.5	10.25	11.3	30	25	80
SN22-130-610-770	6.5	10.25	11.3	30	25	80
SN22-130-690-850	6.5	10.25	11.3	30	25	80
SN22-130-770-930	6.5	10.25	11.3	30	25	80
SN22-130-850-1010	6.5	10.25	11.3	30	25	80
SN22-210-210-450	6.5	10.25	11.3	30	25	80
SN22-210-290-530	6.5	10.25	11.3	30	25	80
SN22-210-370-610	6.5	10.25	11.3	30	25	80
SN22-210-450-690	6.5	10.25	11.3	30	25	80
SN22-210-530-770	6.5	10.25	11.3	30	25	80
SN22-210-610-850	6.5	10.25	11.3	30	25	80
SN22-210-690-930	6.5	10.25	11.3	30	25	80
SN22-210-770-1010	6.5	10.25	11.3	30	25	80
SN22-210-930-1170	6.5	10.25	11.3	30	25	80
SN22-290-290-610	6.5	10.25	11.3	30	25	80
SN22-290-370-690	6.5	10.25	11.3	30	25	80
SN22-290-450-770	6.5	10.25	11.3	30	25	80
SN22-290-530-850	6.5	10.25	11.3	30	25	80
SN22-290-610-930	6.5	10.25	11.3	30	25	80
SN22-290-690-1010	6.5	10.25	11.3	30	25	80
SN22-290-850-1170	6.5	10.25	11.3	30	25	80
SN22-V2	6.5	10.25	11.3	30	N/A	N/A
SN22-V3	6.5	10.25	11.3	30	N/A	N/A