

## BF40MIK

This is a selection of BF40MIK standard conveyor sizes. Given speeds are based on using an MS63B-4 with the appropriate SB030 gear.

Recommended max. load 75 kg. The recommended max load is evenly spread over the entire conveyor and is in relation to a nominal width and length.

Dimensions in mm.

For other dimensions please contact Rollco.

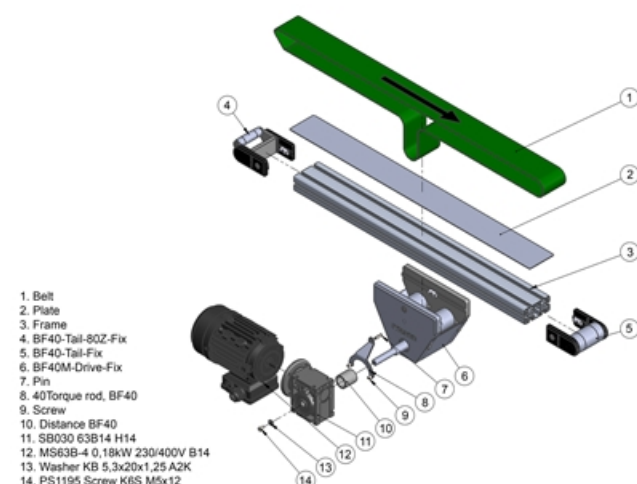

**Length (mm):** Up to 4000

**Gear ratio (I):** 5 / 7.5 / 10 / 15 / 20 / 25 / 30 / 40 / 50

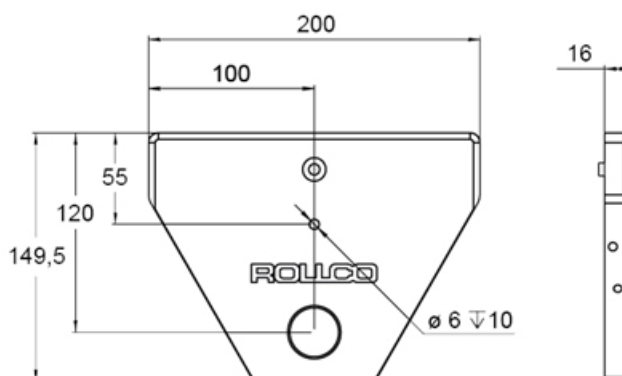
**Speed (m/min):** 37 (37.3) / 25 (24.9) / 19 (18.7) / 12 (12.4) / 9 (9.4) / 8 (7.5) / 6 (6.2) / 5 (4.7) / 4 (3.7)

**Drive side:** Right/left

**Motor Position:** Horizontal/vertical — 1-4

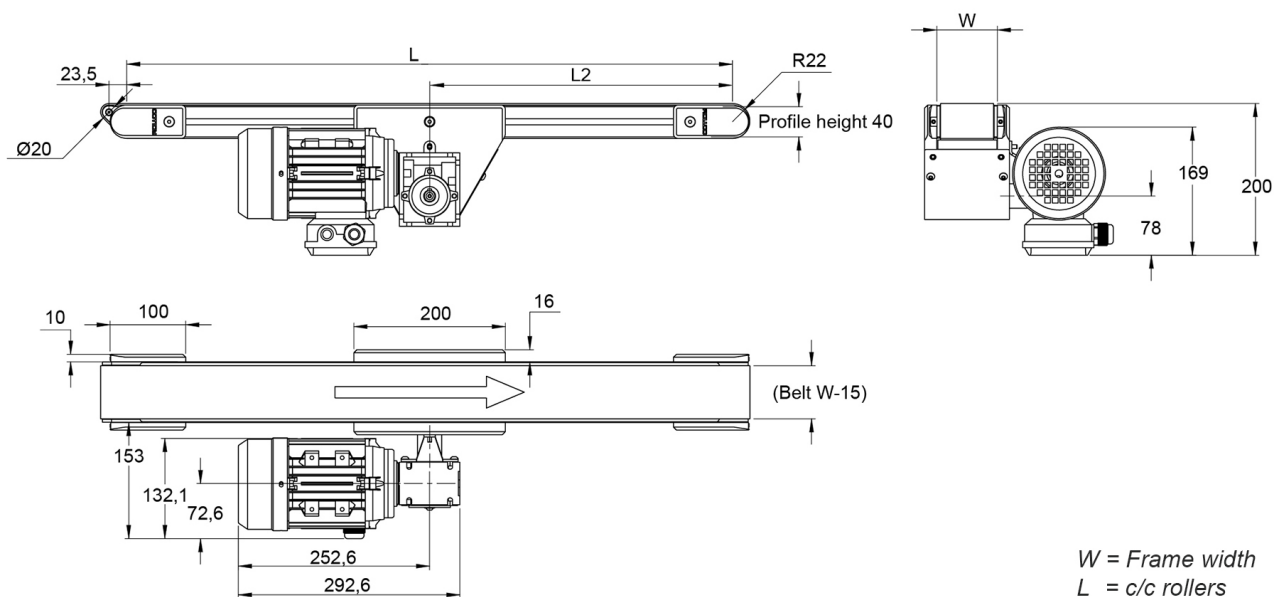


### BF40M Drive holder



Gear ratio (I)	Speed (m/min)
5	37 (37,3)
7,5	25 (24,9)
10	19 (18,7)
15	12 (12,4)
20	9 (9,4)
25	8 (7,5)
30	6 (6,2)
40	5 (4,7)
50	4 (3,7)

## General Data



Designation	Width (mm)
BF40MIK - 40	40
BF40MIK - 80	80
BF40MIK - 120	120
BF40MIK - 160	160
BF40MIK - 200	200
BF40MIK - 250	250
BF40MIK - 300	300
BF40MIK - 350	350
BF40MIK - 400	400