

Hinge System with Catch

For surface elements and aluminium profiles with cap.
Catch keeps doors and flaps open at 85° or 175° or reliably shut.

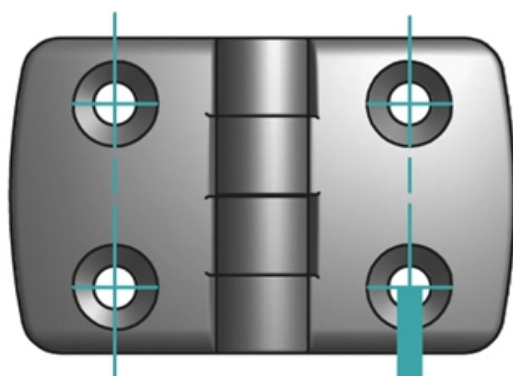
Material: Housing = Plastic (PA), fibreglass reinforced; Pin = Stainless steel

On-site mount: Mount, slot 6: 4× M6 × 12 cheese head screw (DIN6912) 4× slot nut.

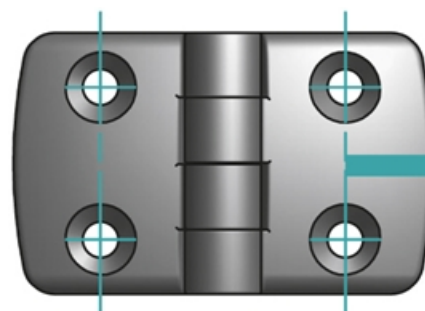
Colour: Black

System: 30 - Slot 6; 40 - Slot 8

Type: Hinges

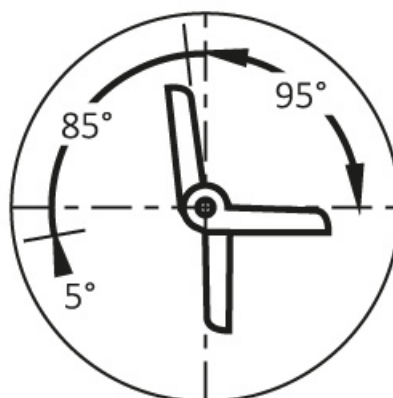



axial: F_{Amax}

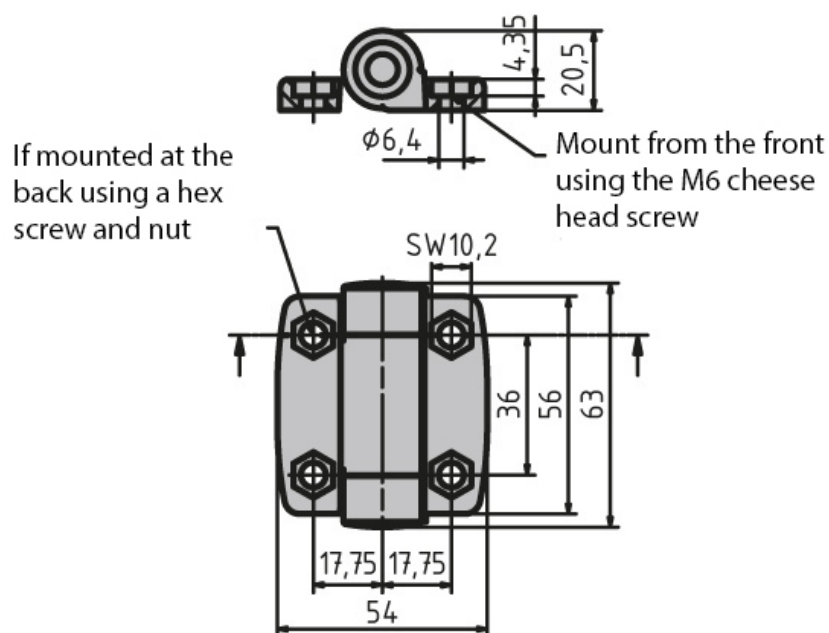


radial:

F_{Rmax}



General Data



System hinge 30

Designation	Description	F _{Amax} (N)	F _{Rmax} (N)
PZ5314	Hinge system 30 & 40 with catch	350	400