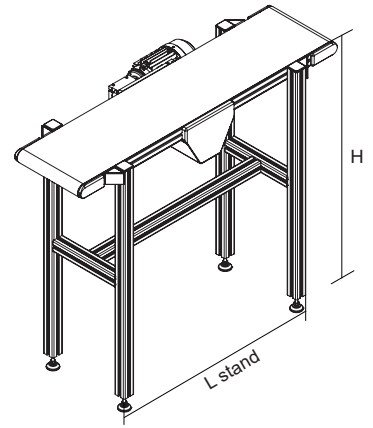


# Belt Conveyor Checklist

Please fill in information below. Fields marked with \* are mandatory.



**Type\*** (Motor position)  E (End)  M (Middle)

**Size\***  40  80

**Length\***  mm

**Width\***  mm

## Belt

**Type\***  PVC  PU/Polyuretane  Rubber/Elastomer

Other

Belt special features

Temperature (°C)  °C

Friction (if known)  Low  Medium  High

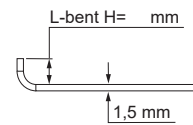
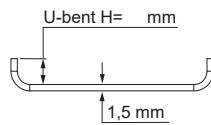
Colour (if known)

## Plate:

Standard  U-shaped  L-shaped

H:  mm  U-bent H=  mm  L-bent H=  mm

## Speed (m/min)\*

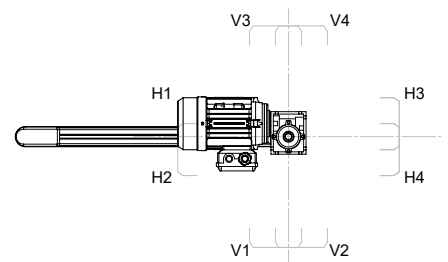


## Motor\*

**Side\***  R  L

**Horizontal/vertical\***  H  V

**Placement\***  1  2  3  4



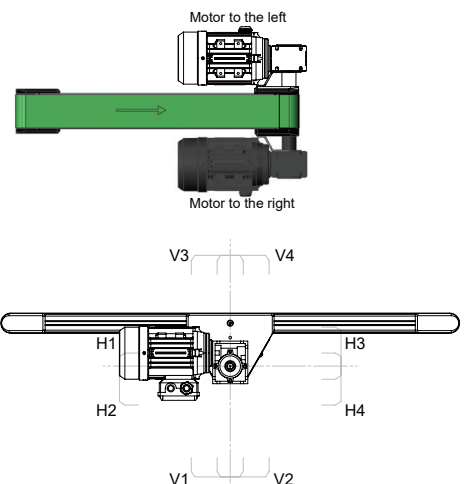
## Load on conveyor\*

## Extra

**Stand:**  Yes  No

**Height to belt:**  mm

**Floor attachment:**  Wheel  L-foot  Knuckle foot



## Special features: